

大成 DENTONS

02-042021001429-2

16

100%

486,361,929

56.56%

1.

2.

3.

4.

5.

6

7.

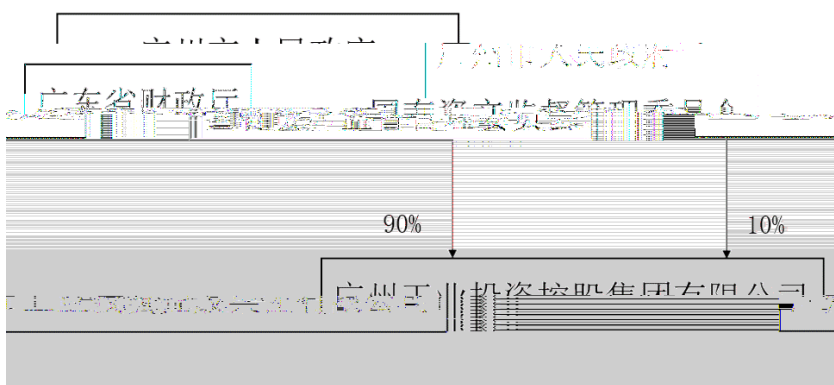
8.

9.

| | |
|----|-------------------|
| | |
| | |
| | 02-042021001429-2 |
| | |
| | |
| | |
| | |
| | |
| | 486,361,929 |
| | |
| | |
| | |
| | |
| | |
| | |
| 16 | 16 |
| | |
| | 2018 2019 2020 |
| | |

| | |
|--|--------------------|
| | |
| | 914401011904604026 |
| | |
| | |
| | 626,811.77659 |
| | |
| | 1978 5 26 |
| | |
| | |
| | 90% |
| | 10% |

1.



2.

| | | | | |
|----|--|---------|------------|--|
| | | | | |
| 1 | | 100.00% | 136,060.26 | |
| 2 | | 100.00% | 247,000.00 | |
| 3 | | 100.00% | 5,000.00 | |
| 4 | | 100.00% | 5,000.00 | |
| 5 | | 100.00% | 366,365.70 | |
| 6 | | 100.00% | 22,709.92 | |
| 7 | | 100.00% | 39,000.00 | |
| 8 | | 100.00% | 17,284.81 | |
| 9 | | 100.00% | 61,561.60 | |
| 10 | | 98.15% | 88,196.88 | |
| 11 | | 100.00% | 42,931.49 | |
| 12 | | 97.20% | 5,000.00 | |
| 13 | | 24.84% | 108,721.25 | |
| 14 | | 27.34% | 41,892.36 | |
| 15 | | 35.91% | 137,759.26 | |
| 16 | | 100.00% | 60,000.00 | |
| 17 | | 100.00% | 40,000.00 | |
| 18 | | 100.00% | 18,240.50 | |
| 19 | | 100.00% | 31,742.27 | |
| 20 | | 83.83% | 9,361.60 | |
| 21 | | 100.00% | 90,050.00 | |

| | | | | |
|----|--|---------|------------|--|
| 22 | | 61.83% | 33,306.17 | |
| 23 | | 100.00% | 641.00 | |
| 24 | | 100.00% | 30,010.00 | |
| 25 | | 100.00% | 763.90 | |
| 26 | | 100.00% | 65,000.00 | |
| 27 | | 99.28% | 277,332.15 | |
| 28 | | 80.57% | 30,157.63 | |
| 29 | | 98.60% | 9,473.68 | |
| 30 | | 100.00% | 19,495.25 | |
| 31 | | 98.60% | 28,148.67 | |
| 32 | | 10.25% | 55,865.04 | |

1

2

1.

2.

2017 2019

2020 145044

2020

2021 4 29

XYZH/2021G ZAA20472

| | | | |
|--|--------------|--------------|--------------|
| | | | |
| | 7,582,306.45 | 6,751,263.80 | 4,481,736.46 |
| | 2,167,079.51 | 2,072,719.03 | 1,246,682.04 |
| | 71.42% | 69.30% | 72.18% |
| | 7,018,868.50 | 5,687,981.53 | 4,459,245.46 |
| | 134,746.97 | 167,101.51 | 134,544.03 |
| | 6.222% | 8.06% | 10.79% |

| | | | | |
|--|--|--|--|--|
| | | | | |
| | | | | |
| | | | | |

5%

5%

| | | | | | | | |
|--|--|--|--|------------|-----------|--------|--|
| | | | | | | | |
| | | | | 108,721.25 | 002097.SZ | 24.84% | |
| | | | | 41,892.36 | 300281.SZ | 27.35% | |
| | | | | 55,865.04 | 300011.SZ | 10.25% | |
| | | | | 94,228.87 | 002483.SZ | 20% | |

13.94%

10.90%

24.84%

13.57%

13.77%

27.35%

10.25%

50,956,436

9.12%

19.37%

5%

5%

5%

| | | | |
|---|--|----------------|------------------|
| | | | |
| 1 | | 1,177,571.7082 | 7.58% 1.43% |
| 2 | | 800.00 | 37.50% |
| 3 | | 10,000.00 | 60.00% |
| 4 | | 2,000.00 | 40.00% |
| 5 | | 150,000.00 | 44.42% 55.58% |
| 6 | | 30,000.00 | 10.00% 20.00% |
| 7 | | 30,000.00 | 100.00% |
| 8 | | 1,000.00 | 100.00% |
| 9 | | 20,000.00 | 10.00% |

- 1.
- 2.
- 3.
- 4.

1

2

1 2021 12 14

90%

2021 17

2 2021 12 15

2020 12 31

90%

10%

3 2021 12 17

100%

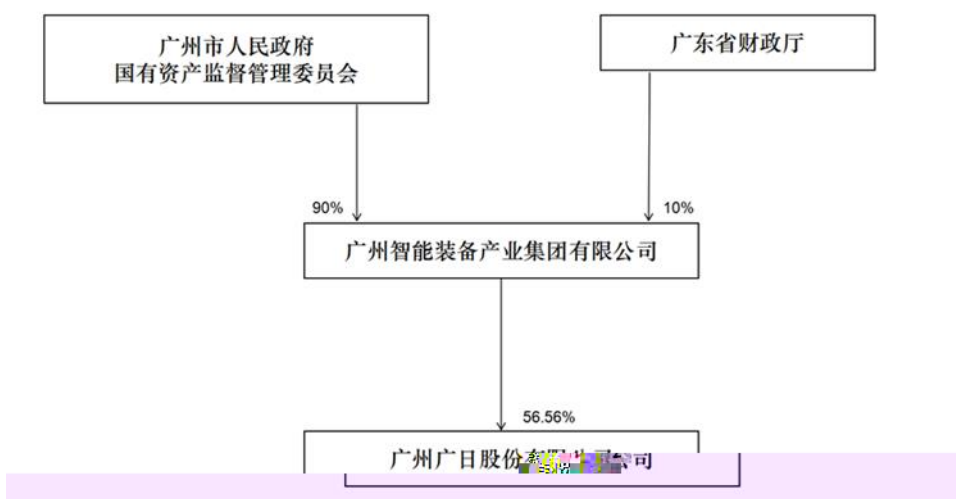
4

3.

486,361,929

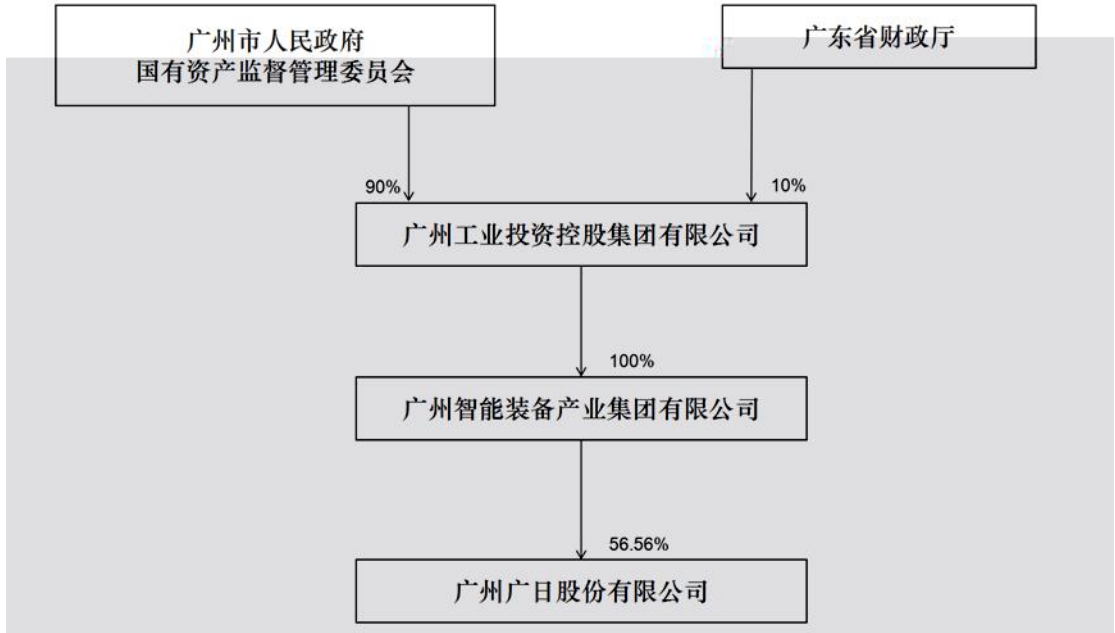
56.56%

90%



100%

56.56%



90%

10%

2

90%

100%

56.56%

3

1

2

3

4

30%

1.

2.

3.

4.

5.

6.

7.

1.

1

2

3

2.

1

2

3.

1

2

3

4

5

4

1

2

3

5.

1.

| | | | | | | |
|---|--|--|--|--|--|--|
| | | | | | | |
| | | | | | | |
| | | | | | | |
| | | | | | | |
| | | | | | | |
| 5 | | | | | | |
| 6 | | | | | | |
| | | | | | | |
| | | | | | | |

2.

3.

24

24

3,000

24

5

24

24

2021

12 15

2021 12 15

2021 12 15

1

2

16

2021 12 24